



No. PDMA (SINDH)/(SITREP)/2024/5780

September 09th, 2024

Period Covered: 01-07-2024 to 09-09-2024.

DAILY SITUATION REPORT

Rainfall Recorded

(08-09-2024 08:00 AM to 09-09-2024 08:00 AM)

Sr	District	Taluka	Rain fall (mm)
01	-	-	No Significant Rain

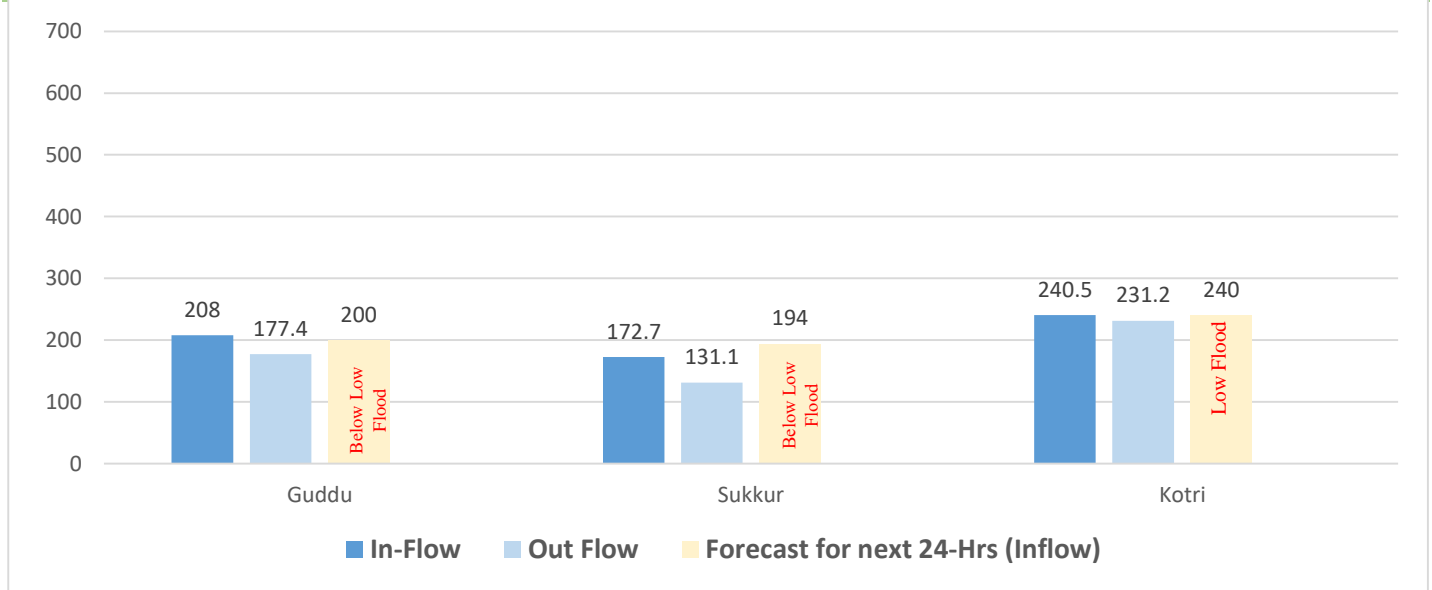
Source: CM Rainfall Portal.

Weather Update Dated 09-09-2024

Pakistan Meteorological Department has informed that mainly hot & humid weather likely to prevail over most parts of the province.

Source: Pakistan Meteorological Department.

River Indus Discharge (in Thousands of Cusecs)



Source: Pakistan Meteorological Department - Flood Forecasting Division (FFD) – Bulletin No. B-087/24 Dated: 09th September, 2024 11:00 (PST).

Causalities and Injuries (Last 24 hours)

Sr. No.	District	Deaths				Remarks
		M	F	C	T	
01	-	-	-	-	-	-
Sr. No.	District	Injuries				Remarks
		M	F	C	T	
01	Nil	-	-	-	-	-

Emergency No:

1736



Plot No. 26-C, Main Khayaban-e-Jami,
DHA Phase-VII, Karachi.



021-99332742
021-35381810



021-99332007



0335-5557362



www.pdma.gos.pk



Livestock Perished (Last 24 hours)

Sr. No.	District	Livestock Perished						Total
		Goat	Sheep	Cow	Buffalo	Camel	Other Animal	
01	-	-	-	-	-	-	-	-
Total		-	-	-	-	-	-	-

Damage of Infrastructure & Private Properties (Last 24 hours) Houses Damaged

S.no	District	House Damage		
		Partial	Full	Total
01	-	-	-	-
Total		-	-	-

Roads, Bridges and other Infrastructure Damaged in (Last 24 hours)

S.no	District	Roads Tracks			Bridge				
		Length of road damaged	Nature/extent of damage (fully/partially washed away / water over flow)	Traffic situation (Alternate route/diversion available)	Number of Bridges	Type of Bridge	Length of Bridge	Nature/ Extent of Damage Fully/ Partially washed	Traffic of situation (Alternate route/ diversion available)
-	Nil	-	-	-	-	-	-	-	-

Crop Area Damaged in Acres (Last 24 hours)

Sr. No.	District	Nature of Crop	Crop Area Damaged (in Acres)
-	Nil	-	-

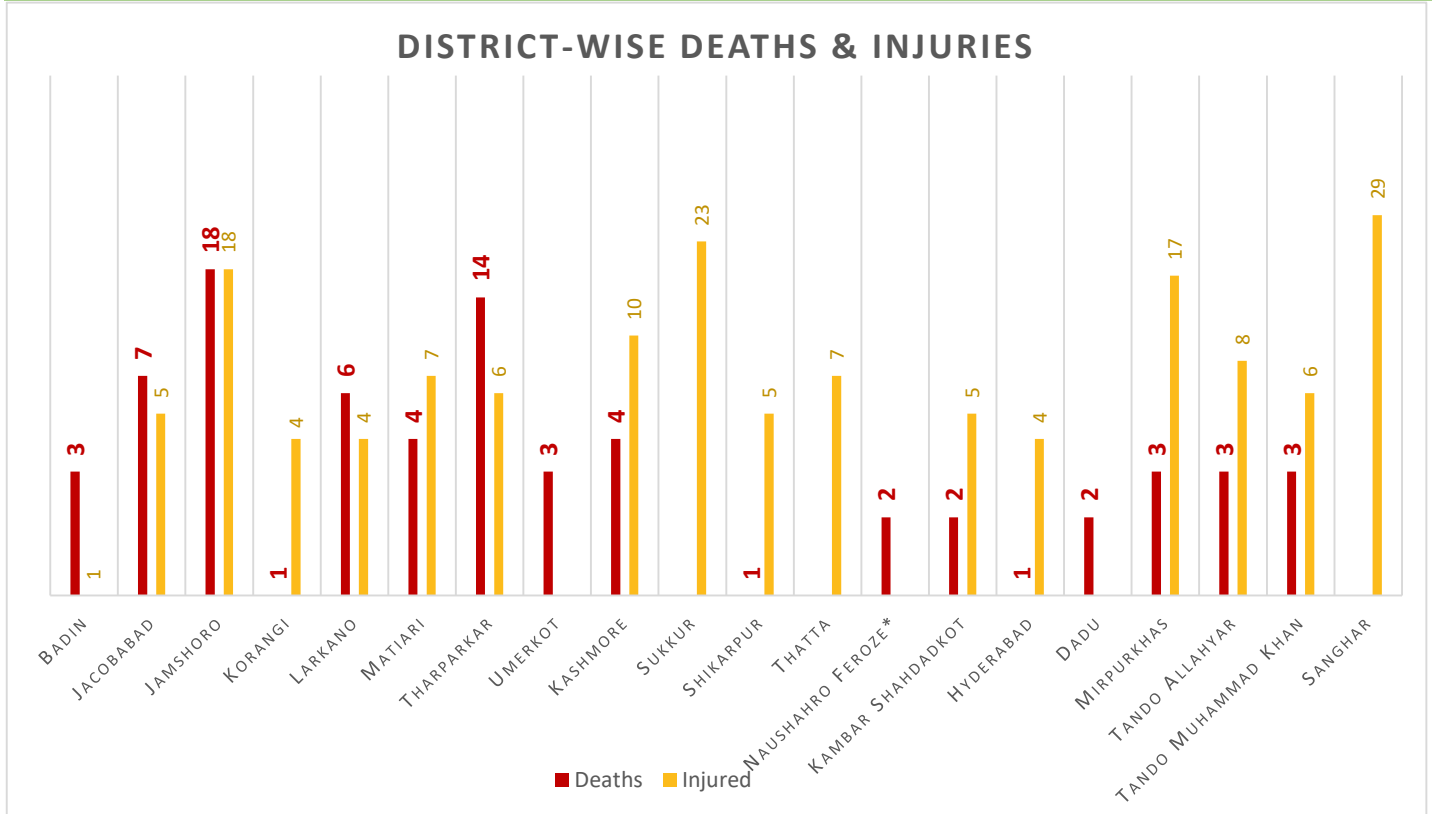
Status of Breaches (Last 24 hours)

Sr. No.	District	Taluka	Breach Point / Location	Plugging Status / Immediate Response	Remarks
01	-	-	-	-	-

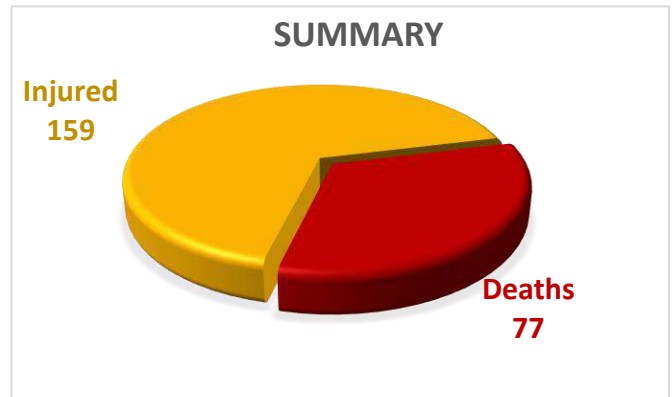
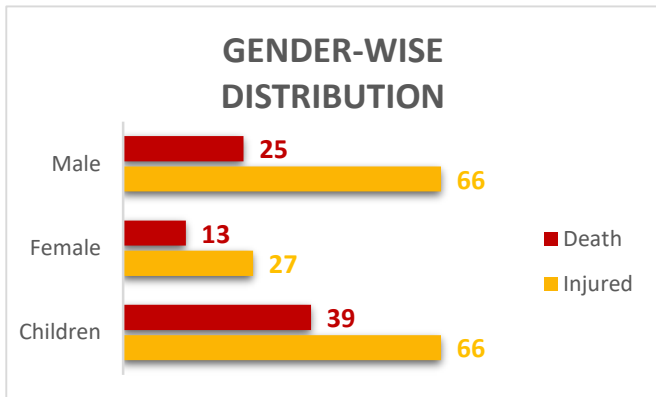




Cumulative Casualties – Deaths / Injuries (21-06-2024 to 09-09-2024)

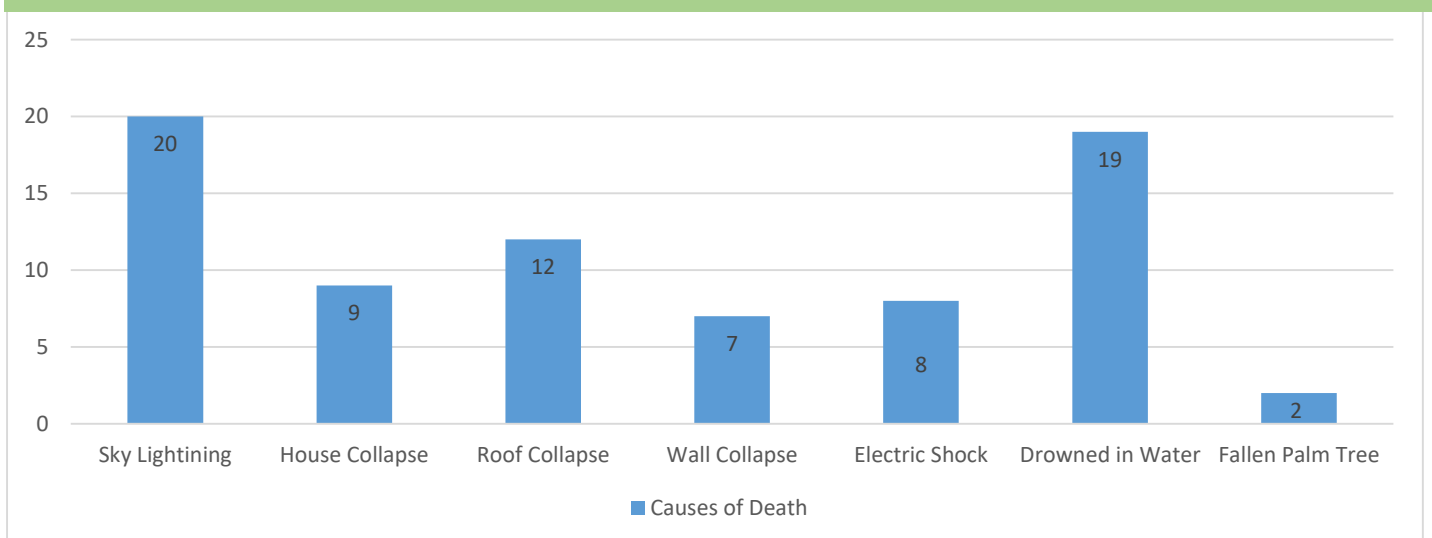


Note: *Deputy Commissioner, Naushahro Feroze has reported that 1 child has been died due to roof collapse on 04-08-2024.



Deaths & Injuries Data Source: Concerned Deputy Commissioners.

Causes of Deaths



Emergency No:
1736



Plot No. 26-C, Main Khayaban-e-Jami,
DHA Phase-VII, Karachi.



021-99332742
021-35381810



021-99332007



0335-5557362



www.pdma.gos.pk



Cumulative Livestock Perished

Sr. No.	District	Livestock Perished						Total
		Goat	Sheep	Cow	Buffalo	Camel	Other Animal	
01	Jacobabad	3	-	-	-	-	-	3
02	Jamshoro	27	6	-	-	-	-	33
03	Umerkot	33	-	-	-	-	-	33
04	Larkano	-	-	2	-	-	-	2
05	Sukkur	37	-	-	7	-	-	44
06	Tharparkar	204	50	19	-	6	6	285
07	Mirpurkhas	507	35	46	43	-	-	631
08	Sanghar	12	2	7	5	-	-	26
09	Badin	28	16	6	3	-	-	53
10	Matiari	2	-	-	2	-	-	4
11	Tando Muhammad Khan	6	-	2	3	-	-	11
Total		859	109	82	63	6	6	1,125

Source: Concerned Deputy Commissioners.

Cumulative Livestock Vaccinated/ Treated (from 01-07-2024 to 09-09-2024)

Total	No. of Relief Team	Animals Vaccinated												Grand Total A+B
		A. Large Ruminant					B. Small Ruminant							
		HS	FMD	LSD	BQ	Total	ETV	CPP	PPR	Anthrax	Goat pox	Sheep pox	Total	
277		58,064	3,736	0	11,426	73,226	62,205	10,733	13,489	3,145	0	497	90,069	163,295
Previous Total (from 1-07-2024)		2,608,090	16,6015	7,423	369,965	3,146,101	3,082,534	380,647	483,955	111,706	21,474	25,148	4,105,464	7,251,565
Grand Total		2,666,154	169,751	7,423	381,391	3,219,327	3,144,739	391,380	497,444	114,851	21,474	25,645	4,195,533	7,414,860
Total	Animals Treated													
	Small				Large				Total					
	1,677				1,123				2,800					
Previous Total (from 1-07-2024)		155,626				104,147				259,773				
Grand Total		157,303				105,270				262,573				

Source: Directorate of Animal Husbandry Sindh, Hyderabad

Cumulative Damages of Infrastructure & Private Properties (from 30-06-2024 to 09-09-2024)

S.no	District	Roads (Km)	Bridges	Houses		
				Partial	Full	Total
01	Jamshoro	-	-	-	33	33
02	Jacobabad	-	-	1,322	251	1,573
03	Sanghar	-	-	489	53	542
04	Korangi	-	-	1	-	1
05	Kashmore	-	-	327	198	525
06	Shaheed Benazirabad	-	-	61	-	61

Emergency No:

1736



Plot No. 26-C, Main Khayaban-e-Jami,
DHA Phase-VII, Karachi.



021-99332742
021-35381810



021-99332007



0335-5557362



www.pdma.gos.pk



**PROVINCIAL DISASTER MANAGEMENT AUTHORITY
REHABILITATION DEPARTMENT
GOVERNMENT OF SINDH**



07	Sukkur	-	-	240	8	248
08	Thatta	-	-	-	60	60
09	Matiari	116 Km (42 Roads)	2	462	59	521
10	Mirpurkhas	-	1	10,386	2,118	12,504
11	Tando Allahyar	-	-	100	-	100
12	Tharparkar	177 Km (in portion)	-	32	-	32
13	Badin	-	-	10,502	9,925	20,427
14	Umerkot	-	-	280	108	388
15	Tando Muhammad Khan	-	-	2,050	80	2,130
Total		293 Km	3	26,252	12,893	39,145

Cumulative Damages of Educational Institutes

Sr. No.	District	No. of Partially Damaged Schools	No. of Fully Damaged Schools	Total	No. of Partially Damaged TLCs	No. of Fully Damaged TLCs	Total
01	Sanghar	55	6	61	0	0	0
02	Larkano	0	0	0	45	0	45
03	Kamber Shahdadkot	0	0	0	59	50	109
04	Naushahro Feroze	47	3	50	2	0	2
05	Shikarpur	14	8	22	0	0	0
06	Hyderabad	34	7	41	0	0	0
07	Khairpur	8	10	18	0	0	0
08	Matiari	0	0	0	0	2	2
09	Jamshoro	24	0	24	0	0	0
10	Thatta	119	37	156	0	18	18
11	TMK	7	0	7	0	0	0
12	Jacobabad	95	47	142	3	2	5
13	Mirpurkhas	379	25	404	0	0	0
14	Tando Allahyar	27	6	33	0	0	0
15	Sujawal	183	46	229	0	0	0
16	Umerkot	93	5	98	0	0	0
17	Tharparkar	25	2	27	0	0	0
18	Badin	10	26	36	0	0	0
Total		1,120	228	1,348	109	72	181

Cumulative number of Students whose Education has been Impacted

Sr. No.	District	Boys	Girls	Total
01	Sanghar	2,574	2,035	4,609
02	Larkano	2,313	2,831	5,144
03	Kamber Shahdadkot	6,505	5,718	12,223

Emergency No:

1736



Plot No. 26-C, Main Khayaban-e-Jami,
DHA Phase-VII, Karachi.



021-99332742
021-35381810



021-99332007



0335-5557362



www.pdma.gos.pk



**PROVINCIAL DISASTER MANAGEMENT AUTHORITY
REHABILITATION DEPARTMENT
GOVERNMENT OF SINDH**



04	Naushahro Feroze	4,922	1,876	6,798
05	Shikarpur	1,462	549	2,011
06	Hyderabad	499	630	1,129
07	Khairpur	799	666	1,465
08	Matiari	1,220	445	1,665
09	Thatta	8,803	2,671	11,474
10	TMK	370	161	531
11	Jacobabad	8,678	4,235	12,913
12	Kashmore	750	372	1,122
13	Mirpurkhas	4,498	4,784	9,282
14	Tando Allahyar	7,158	11,670	18,828
15	Sujawal	13,700	3,500	17,200
16	Umerkot	5,646	1,819	7,465
17	Tharparkar	892	446	1,338
18	Badin	73,000	39,500	112,500
19	Dadu	2,044	1,235	3279
Total		145,833	85,143	230,976

Source: School Education & Literacy Department.

Cumulative Crop Area Damaged (in Acres)

Sr. No.	District	Nature of Crop	Crop Area Damaged (in Acres)
01	Jacobabad	Paddy Crop	4,600
02	Kashmore	Paddy Crop	3,200
03	Sanghar	-	48,687
04	Matiari	Cotton, Sugarcane & Others	4,602
05	Mirpurkhas	Kharif Crop	74,837
		Cotton, Sugarcane, Chillies	30,830
		-	27,039
06	Umerkot	-	30,338
07	Sanghar	Cotton, fodder	38,926
		Cotton ect	14,870
08	Badin	-	47,316
09	Tando Muhammad Khan	-	4,310
Total			329,555

Cumulative Status of Breaches

Sr. No.	District	Taluka	No. of Breaches	Breach Point / Location	Plugging Status / Immediate Response
01	Sanghar	Tando Adam	3	01. Rohri Canal near Alam Dero village 02. Sui Kandari Distributary 03. At Burirra Minor	Plugged/Closed
		Shahdadpur	1	Lundo Minor Near Barhoon Road	Plugged/Closed
02	Jacobabad	Jacobabad	1	Qaiser Shaakh	Plugged/ Closed
		Garhi Khairo	1	Miranpur Begari Canal	Closed
		Thul	2	Moosa Allahabad	Plugged/closed
03	Kashmore	Tangwani	1	Taj Minor	Closed
04	Dadu	Dadu	1	Near village Bhai Khan Lashari Deh Sial	Closed
05	Mirpurkhas	Digri	3	Deh 190	Under progress

Emergency No:

1736



Plot No. 26-C, Main Khayaban-e-Jami,
DHA Phase-VII, Karachi.



021-99332742
021-35381810



021-99332007



0335-5557362



www.pdma.gos.pk



**PROVINCIAL DISASTER MANAGEMENT AUTHORITY
REHABILITATION DEPARTMENT
GOVERNMENT OF SINDH**



				Deh 191	Under Progress
				Deh 204	Under Progress
		Jhuddo	2	Deh 316	Closed
				Deh 343	
06	Badin	Shaheed Fazal Rahu	1	Ameer Shah sim nala	Work yet to be started
			1	01-R sim nala	Plugged
		Tando Bago	1	Shaikh Manzoor sim nala RD-70	Plugged
			1	Shaikh Manzoor sim nala RD-71	Plugged
		Matli	1	Sim nala Sanjer Chang	Plugged
			1	Murad Wah Channel (Phulleli Canal)	Plugged
Total			21		

Flood Relief Activities Relief Camps Established (Last 24 hours)

Sr.No	District	No of Household Affected	Displaced Persons (DPs)				Relief Camps Establishment	Persons in Relief Camps			
			Male	Female	Children	Total		Male	Female	Children	Total
01	-	-	-	-	-	-	-	-	-	-	-

Employment of Boats: NTR

Employment of Aviation Assets: NTR

Relief items / machinery / equipment dispatched in Last 24 hours by PDMA Sindh

Sr. No.	District	Item description	Quantity
	Nil		

Relief Camps Established by DDMA's/Deputy Commissioner

Sr.No	District	No of Household Affected	Displaced Persons (DPs)				Relief Camps Established	Persons in Relief Camps			
			Male	Female	Children	Total		Male	Female	Children	Total
01	Sanghar	1,197	2,186	2,471	4,867	9,524	2	429	571	1,627	2,627
02	Tharparkar	-	-	-	-	-	101	-	-	-	-
03	Sukkur	-	21	13	7	41	0	0	0	0	0
04	Matiari	184	178	209	637	1,024	-	-	-	-	-
05	Mirpurkhas	23,057	600	600	300	1,500	60	-	-	-	-
06	Tando Allahyar	42	48	62	52	162	-	-	-	-	-
07	Badin	-	-	-	-	3,800	-	-	-	-	-

Emergency No:

1736



Plot No. 26-C, Main Khayaban-e-Jami,
DHA Phase-VII, Karachi.



021-99332742
021-35381810



021-99332007



0335-5557362



www.pdma.gos.pk



**PROVINCIAL DISASTER MANAGEMENT AUTHORITY
REHABILITATION DEPARTMENT
GOVERNMENT OF SINDH**



08	Umerkot	2,834	-	-	-	-	-	-	-	-	-
09	Tando Muhammad Khan	-	-	-	-	2,050	-	-	-	-	-
10	Khairpur	25,000	37,500	40,000	47,500	125,000	-	-	-	-	-
Total		52,314	40,533	43,355	53,363	143,101	163	429	571	1,627	2,627

Cumulative State of Relief Camps (from 30-06-2024 to 09-09-2024)

Sr. No.	District	No. Medical Camps	No. of Persons Treated	No. of Relief Camps	Cooked Food
01	Sanghar	5	719	1	-
02	Tharparkar	-	-	101	-
03	Mirpurkhas	1	50	60	-
04	Badin	29	5,795	-	-
05	Matiari	17	1,090	-	-
Total		52	7,654	162	-

**Cumulative State of Rescue Operations by PDMA & DDMA
(30-06-2024 to 09-09-2024)**

Sr. No.	District	No. Person Transported	No. of Persons Evacuated / Rescued	No. of Animal Transported
01	Sukkur	-	37	-
02	Shaheed Benazirabad	-	24	-
03	Sanghar	1,500	1,500	-
04	Badin	2,500	5,010	-
05	Matiari	-	1,024	-
Total		4,000	7,595	-

**State of Relief and Rescue Operations by Rescue 1122
(last 24 hours)**

Sr. No.	District	Incident Reported (last 24 hours)	No. of Persons Evacuated / Rescued	No. of Person Transported	No. of Animal Transported	Remarks
-	Nil	-	-	-	-	-

**Cumulative State of Relief and Rescue Operations by Rescue 1122
(from 01-07-2024 to 09-09-2024)**

Sr. No.	District	No. of Incident Reported	No. of Persons Evacuated / Rescued	No. of Person Transported	No. of Animal Transported
01	Hyderabad	1	5	5	-
02	Jamshoro	1	4	4	-
03	Mirpurkhas	8	52	52	7
04	Sukkur	2	4	4	-
05	Larkana	2	5	5	-
06	Karachi	4	3	3	-
Total		18	73	73	7

**Emergency No:
1736**



Plot No. 26-C, Main Khayaban-e-Jami,
DHA Phase-VII, Karachi.



021-99332742
021-35381810



021-99332007



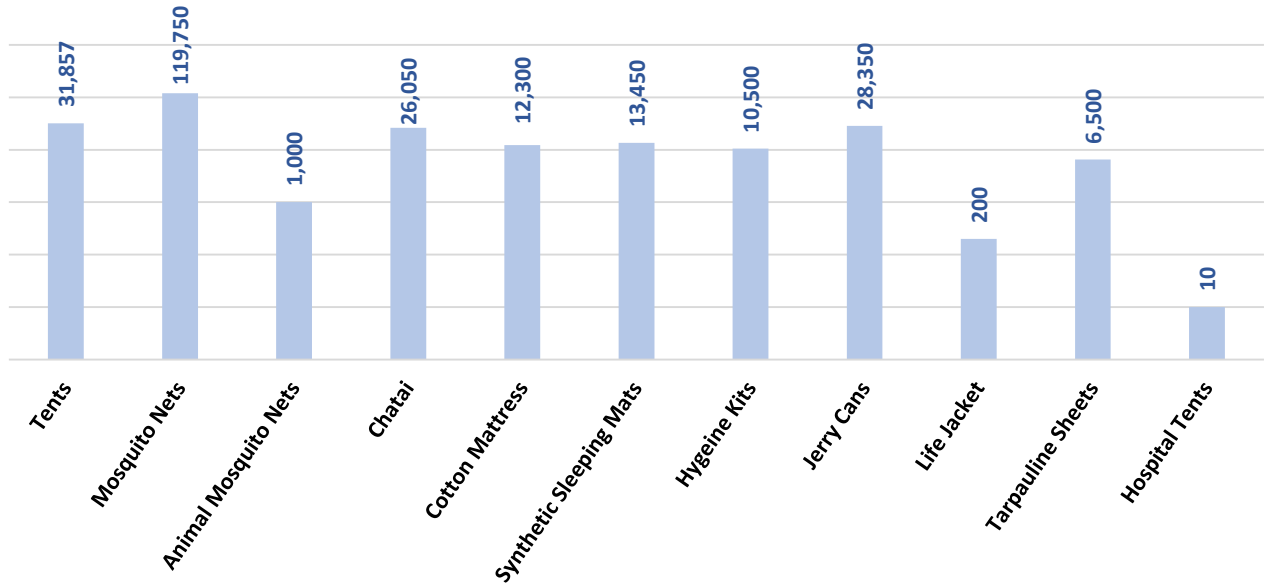
0335-5557362



www.pdma.gos.pk



Cumulative Relief Provided by PDMA Sindh



Sd/-
INCHARGE PEOC
PDMA SINDH



